

The size 14 Hybrid precision linear actuator is the mostly used for linear movement applications, provides up to 230N of continuous thrust.



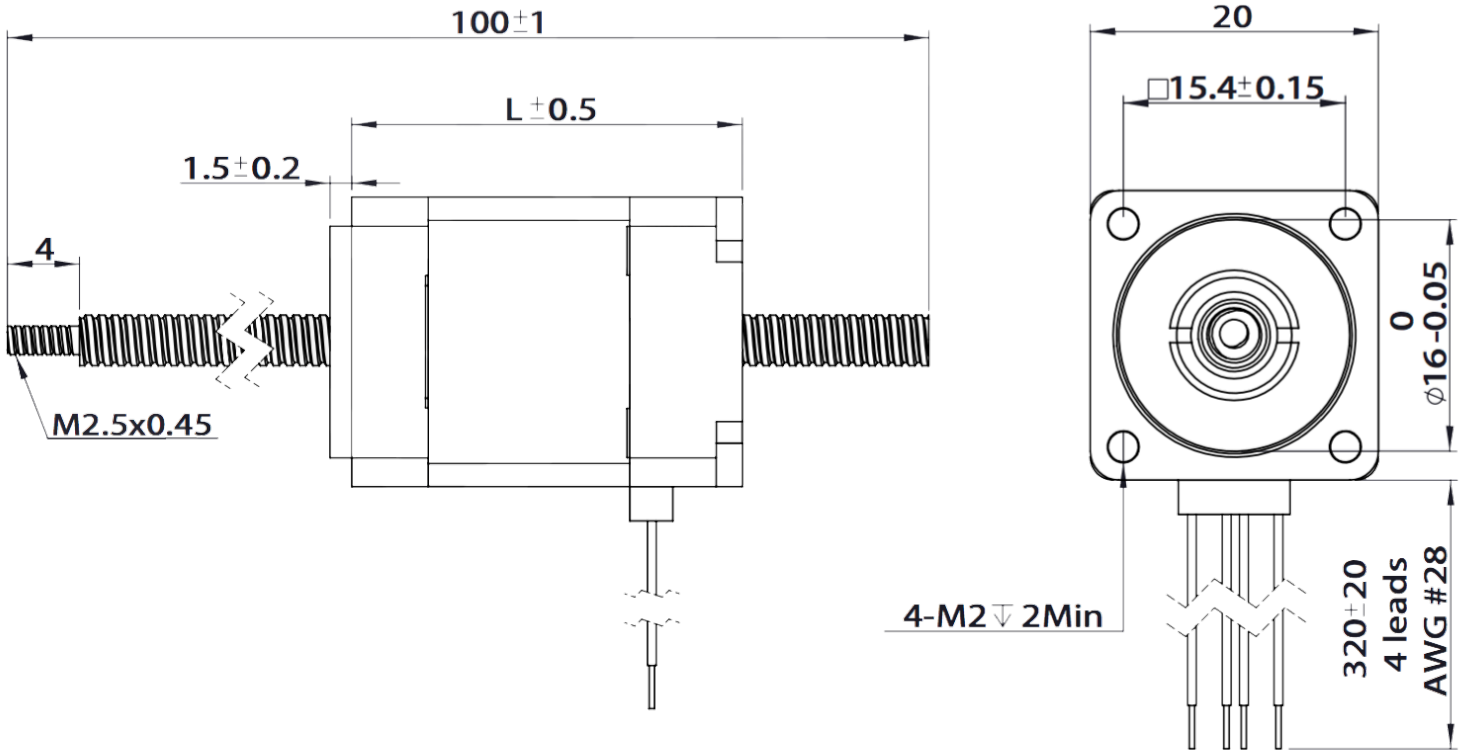
- **Motor characteristics**

Motor	Voltage (v)	Current (A)	Resistance (Ω)	Inductance (mH)	Weight (g)	Lead wire no.	Motor length (mm)
ACT1434-05-N150	6,6	0,5	13,2	14,0	189	4	34
ACT1434-10-N150	3,3	1,0	3,5	3,6	189	4	34
ACT1434-15-N150	2,2	1,5	1,8	1,9	189	4	34
ACT1446-05-N150	12,0	0,5	24,0	29,0	210	4	46
ACT1446-10-N150	6,0	1,0	6,0	7,2	210	4	46
ACT1446-15-N150	4,0	1,5	2,7	3,2	210	4	46

- **Available lead screw and travel per step**

Screw Dia. (inch)	Screw Dia. (mm)	Lead (inch)	Lead (mm)	Lead Code	Travel Per Step @ 1.8 deg (mm)	Travel Per Step @ 0,9 deg (mm)
0,25	6,35	0,024	0,6096	AA	0,0030	0,0015
0,25	6,35	0,039	1,0000	AB	0,0050	0,0025
0,25	6,35	0,048	1,2192	B	0,0060	0,0030
0,25	6,35	0,050	1,2700	D	0,0060	0,0032
0,25	6,35	0,063	1,5875	F	0,0080	0,0040
0,25	6,35	0,096	2,4383	J	0,0120	0,0061
0,25	6,35	0,100	2,5400	K	0,0130	0,0064
0,25	6,35	0,125	3,1750	L	0,0160	0,0079
0,25	6,35	0,192	4,8768	AQ	0,0240	0,0122
0,25	6,35	0,192	4,8768	Q	0,0240	0,0122
0,25	6,35	0,250	6,3500	S	0,0320	0,0159
0,25	6,35	0,333	8,4667	U	0,0420	0,0210
0,25	6,35	0,384	9,7536	W	0,0490	0,0244
0,25	6,35	0,500	12,7000	Y	0,0640	0,0318

- Dimensional Drawings (Non-Captive Actuator)

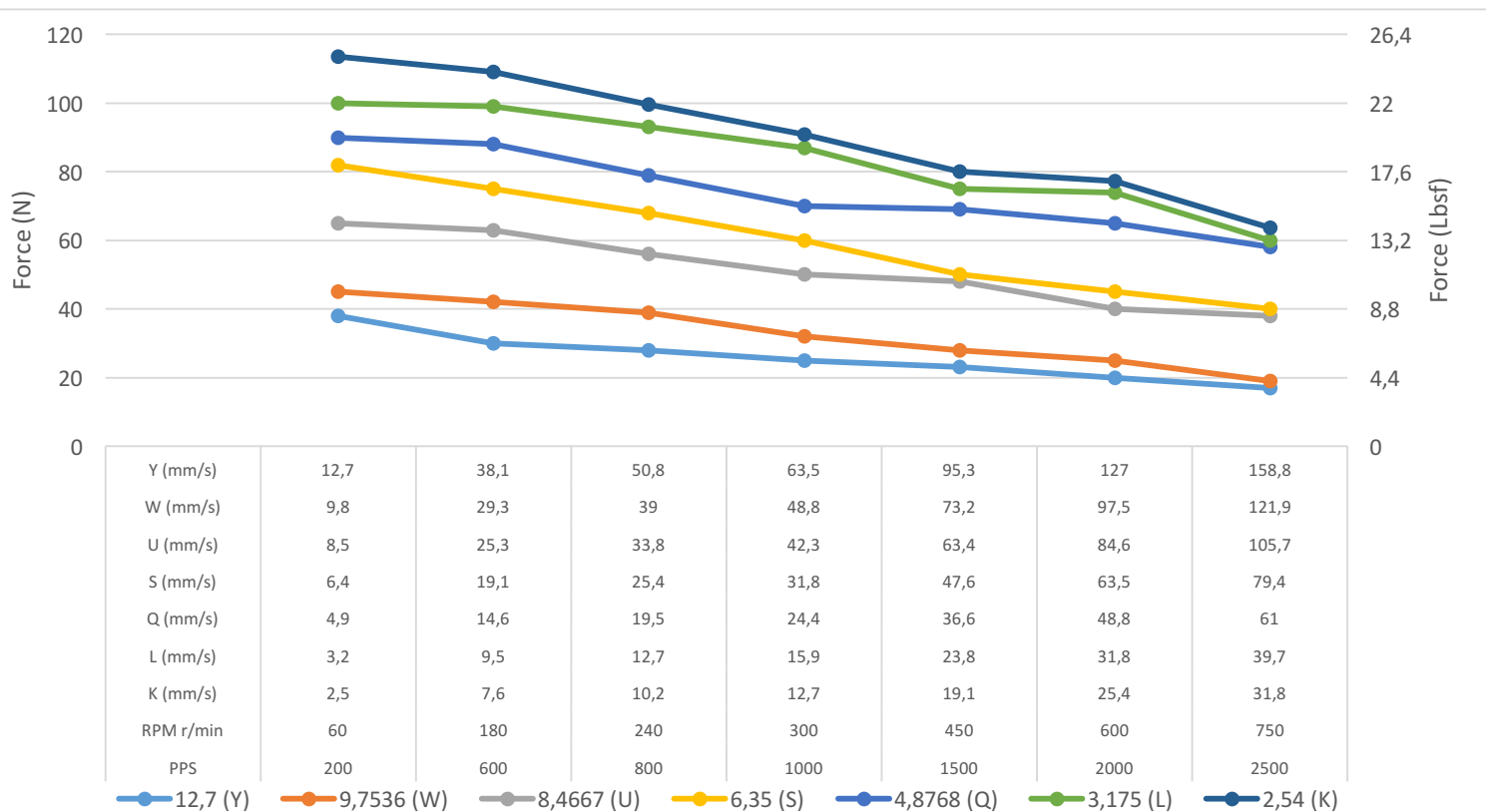
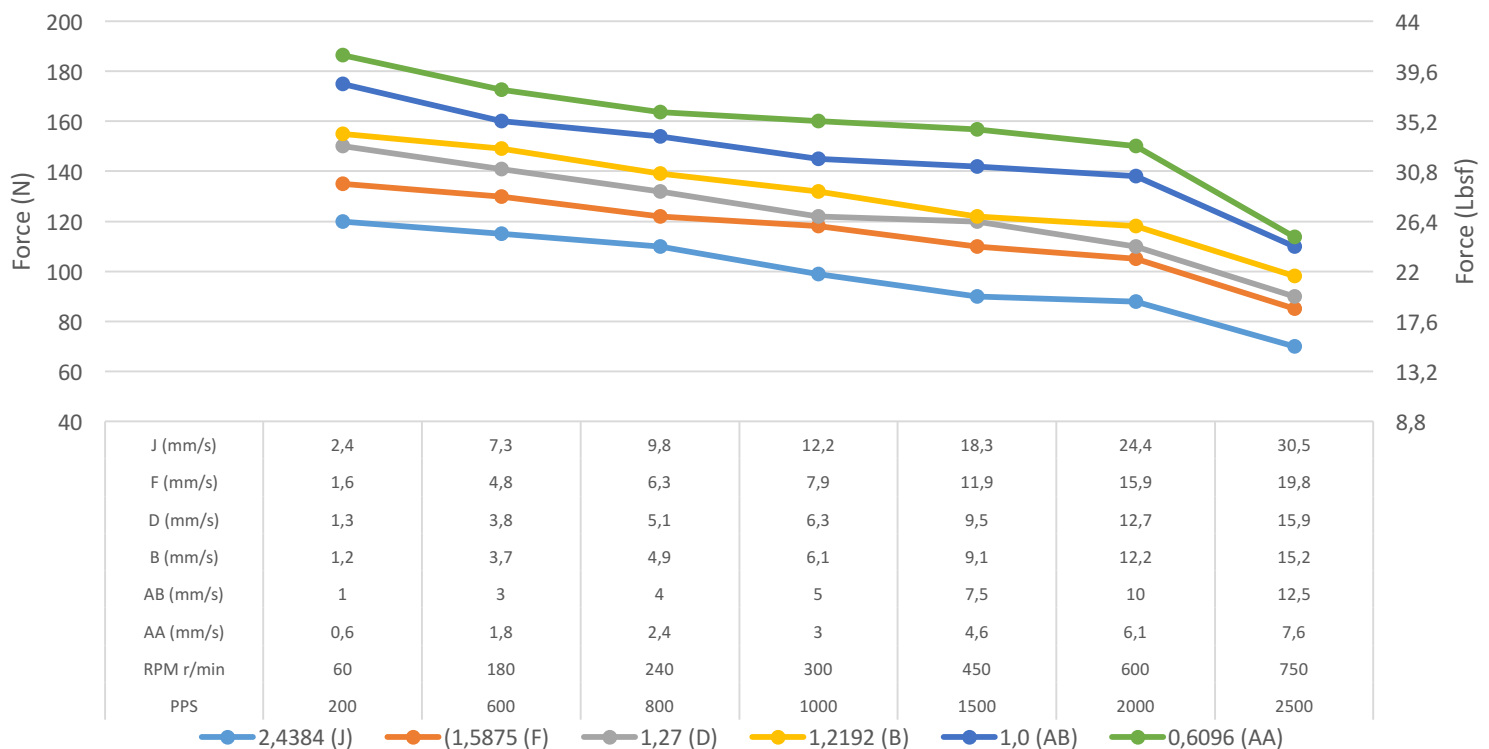


• Size 14 (35mm) Performance curves

Single stack speed thrust curves

Bipolar, Chopper driver 1,0 A RMS

Screw diameter 6,35 mm, Recommended load limit 230N



Double stack speed thrust curves

Bipolar, Chopper driver 1,5 A RMS

Screw diameter 6,35 mm, Recommended load limit 230N

